



Výnimočné školy

Jozef Zvolenský

Zlomok Znázornenie zlomku

Pracovní list č.1

1. Pomenuj správně zlomky :

$$\frac{2}{3} = \dots\dots\dots$$

$$\frac{5}{7} = \dots\dots\dots$$

$$\frac{3}{4} = \dots\dots\dots$$

$$\frac{8}{15} = \dots\dots\dots$$



QR code na video na Youtube

2. Zapíš zlomky :

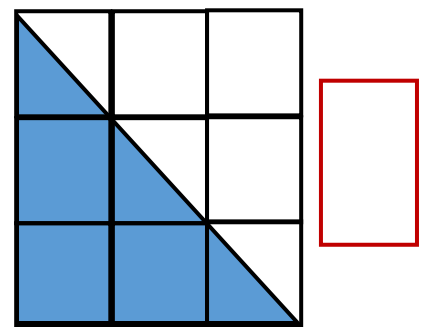
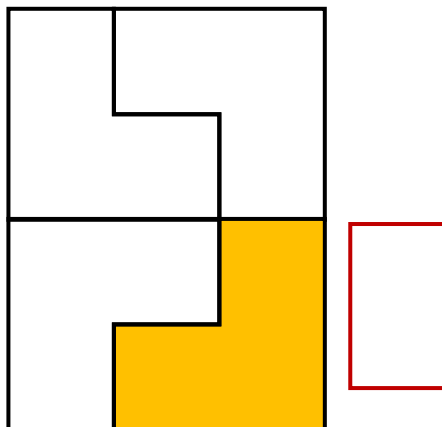
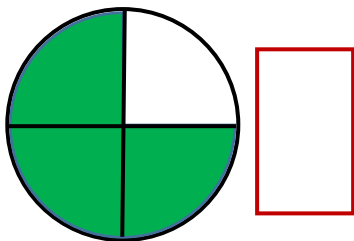
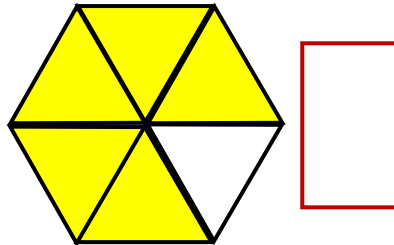
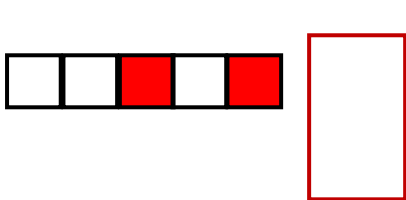
tri desatiny =

pět šestín =

sedem osmín =


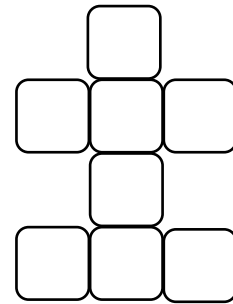
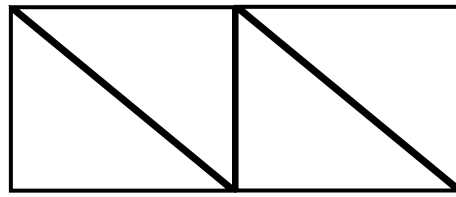
jedenáct dvanáctin =

3. Zapíš zlomkom

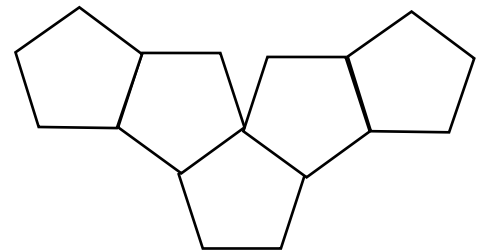
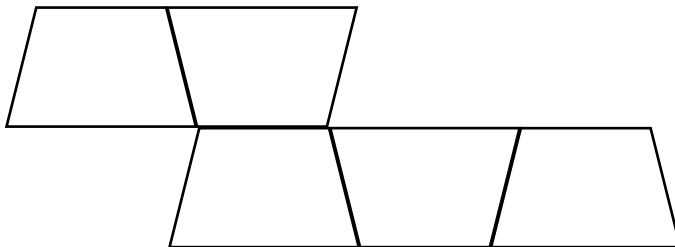
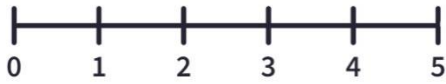


4. Vyfarbi podľa uvedených zlomkov ☺

$\frac{1}{2}$



$\frac{3}{5}$



5. Vymysli podobný príklad ☺

6. Zakružkuj nepravé zlomky a označ zlomok, ktorý nemá význam

$$\frac{3}{5}; \frac{8}{2}; \frac{100}{99}; \frac{24}{25}; \frac{7}{3}; \frac{8}{9}; \frac{2}{4}; \frac{3}{0}; \frac{5}{4}$$